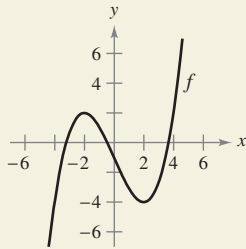


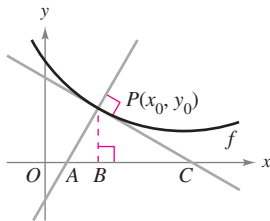


60. HOW DO YOU SEE IT? The graph of f is shown in the figure.



- (a) For which values of x is $f'(x)$ zero? Positive? Negative? What do these values mean?
- (b) For which values of x is $f''(x)$ zero? Positive? Negative? What do these values mean?
- (c) On what open interval is f' an increasing function?
- (d) For which value of x is $f'(x)$ minimum? For this value of x , how does the rate of change of f compare with the rates of change of f for other values of x ? Explain.

61. Investigation Let $P(x_0, y_0)$ be an arbitrary point on the graph of f such that $f'(x_0) \neq 0$, as shown in the figure. Verify each statement.



- (a) The x -intercept of the tangent line is $(x_0 - \frac{f(x_0)}{f'(x_0)}, 0)$.
- (b) The y -intercept of the tangent line is $(0, f(x_0) - x_0 f'(x_0))$.
- (c) The x -intercept of the normal line is $(x_0 + f(x_0)f'(x_0), 0)$.
- (d) The y -intercept of the normal line is $(0, y_0 + \frac{x_0}{f'(x_0)})$.
- (e) $|BC| = \left| \frac{f(x_0)}{f'(x_0)} \right|$
- (f) $|PC| = \left| \frac{f(x_0)\sqrt{1 + [f'(x_0)]^2}}{f'(x_0)} \right|$
- (g) $|AB| = |f(x_0)f'(x_0)|$
- (h) $|AP| = |f(x_0)|\sqrt{1 + [f'(x_0)]^2}$

62. Investigation Consider the function

$$f(x) = \frac{2x^n}{x^4 + 1}$$

for nonnegative integer values of n .

- (a) Discuss the relationship between the value of n and the symmetry of the graph.
- (b) For which values of n will the x -axis be the horizontal asymptote?
- (c) For which value of n will $y = 2$ be the horizontal asymptote?
- (d) What is the asymptote of the graph when $n = 5$?
- (e) Use a graphing utility to graph f for the indicated values of n in the table. Use the graph to determine the number of extrema M and the number of inflection points N of the graph.

n	0	1	2	3	4	5
M						
N						

63. Graphical Reasoning Consider the function

$$f(x) = \frac{ax}{(x - b)^2}$$

Determine the effect on the graph of f as a and b are changed. Consider cases where a and b are both positive or both negative, and cases where a and b have opposite signs.

64. Graphical Reasoning Consider the function

$$f(x) = \frac{1}{2}(ax)^2 - ax, \quad a \neq 0.$$

- (a) Determine the changes (if any) in the intercepts, extrema, and concavity of the graph of f when a is varied.
- (b) In the same viewing window, use a graphing utility to graph the function for four different values of a .

Slant Asymptotes In Exercises 65 and 66, the graph of the function has two slant asymptotes. Identify each slant asymptote. Then graph the function and its asymptotes.

65. $y = \sqrt{4 + 16x^2}$

66. $y = \sqrt{x^2 + 6x}$

PUTNAM EXAM CHALLENGE

67. Let $f(x)$ be defined for $a \leq x \leq b$. Assuming appropriate properties of continuity and derivability, prove for $a < x < b$ that

$$\frac{f(x) - f(a)}{x - a} - \frac{f(b) - f(a)}{b - a} = \frac{1}{2}f''(\varepsilon),$$

where ε is some number between a and b .

This problem was composed by the Committee on the Putnam Prize Competition. © The Mathematical Association of America. All rights reserved.

3.7 Optimization Problems

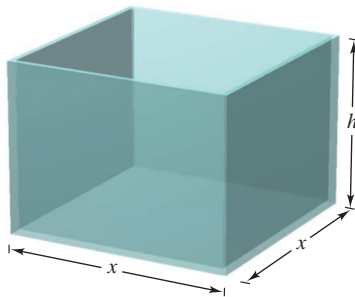
■ Solve applied minimum and maximum problems.

Applied Minimum and Maximum Problems

One of the most common applications of calculus involves the determination of minimum and maximum values. Consider how frequently you hear or read terms such as greatest profit, least cost, least time, greatest voltage, optimum size, least size, greatest strength, and greatest distance. Before outlining a general problem-solving strategy for such problems, consider the next example.

EXAMPLE 1 Finding Maximum Volume

A manufacturer wants to design an open box having a square base and a surface area of 108 square inches, as shown in Figure 3.53. What dimensions will produce a box with maximum volume?



Open box with square base:
 $S = x^2 + 4xh = 108$

Figure 3.53

Solution Because the box has a square base, its volume is

$$V = x^2h. \quad \text{Primary equation}$$

This equation is called the **primary equation** because it gives a formula for the quantity to be optimized. The surface area of the box is

$$S = (\text{area of base}) + (\text{area of four sides})$$

$$108 = x^2 + 4xh. \quad \text{Secondary equation}$$

Because V is to be maximized, you want to write V as a function of just one variable. To do this, you can solve the equation $x^2 + 4xh = 108$ for h in terms of x to obtain $h = (108 - x^2)/(4x)$. Substituting into the primary equation produces

$$V = x^2h \quad \text{Function of two variables}$$

$$= x^2 \left(\frac{108 - x^2}{4x} \right) \quad \text{Substitute for } h.$$

$$= 27x - \frac{x^3}{4}. \quad \text{Function of one variable}$$

Before finding which x -value will yield a maximum value of V , you should determine the *feasible domain*. That is, what values of x make sense in this problem? You know that $V \geq 0$. You also know that x must be nonnegative and that the area of the base ($A = x^2$) is at most 108. So, the feasible domain is

$$0 \leq x \leq \sqrt{108}. \quad \text{Feasible domain}$$

To maximize V , find the critical numbers of the volume function on the interval $(0, \sqrt{108})$.

$$\frac{dV}{dx} = 27 - \frac{3x^2}{4} \quad \text{Differentiate with respect to } x.$$

$$27 - \frac{3x^2}{4} = 0 \quad \text{Set derivative equal to 0.}$$

$$3x^2 = 108 \quad \text{Simplify.}$$

$$x = \pm 6 \quad \text{Critical numbers}$$

So, the critical numbers are $x = \pm 6$. You do not need to consider $x = -6$ because it is outside the domain. Evaluating V at the critical number $x = 6$ and at the endpoints of the domain produces $V(0) = 0$, $V(6) = 108$, and $V(\sqrt{108}) = 0$. So, V is maximum when $x = 6$, and the dimensions of the box are 6 inches by 6 inches by 3 inches. ■


▷ **TECHNOLOGY** You can verify your answer in Example 1 by using a graphing utility to graph the volume function

$$V = 27x - \frac{x^3}{4}.$$

- Use a viewing window in which
- $0 \leq x \leq \sqrt{108} \approx 10.4$ and
- $0 \leq y \leq 120$, and use the *maximum* or *trace* feature to
- determine the maximum
- value of V .

In Example 1, you should realize that there are infinitely many open boxes having 108 square inches of surface area. To begin solving the problem, you might ask yourself which basic shape would seem to yield a maximum volume. Should the box be tall, squat, or nearly cubical?

You might even try calculating a few volumes, as shown in Figure 3.54, to see if you can get a better feeling for what the optimum dimensions should be. Remember that you are not ready to begin solving a problem until you have clearly identified what the problem is.



Which box has the greatest volume?

Figure 3.54

Example 1 illustrates the following guidelines for solving applied minimum and maximum problems.

GUIDELINES FOR SOLVING APPLIED MINIMUM AND MAXIMUM PROBLEMS

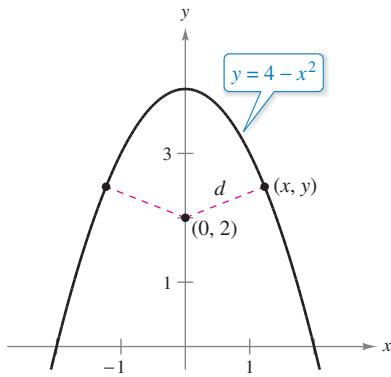
1. Identify all *given* quantities and all quantities *to be determined*. If possible, make a sketch.
2. Write a **primary equation** for the quantity that is to be maximized or minimized. (A review of several useful formulas from geometry is presented inside the back cover.)
3. Reduce the primary equation to one having a *single independent variable*. This may involve the use of **secondary equations** relating the independent variables of the primary equation.
4. Determine the feasible domain of the primary equation. That is, determine the values for which the stated problem makes sense.
5. Determine the desired maximum or minimum value by the calculus techniques discussed in Sections 3.1 through 3.4.



REMARK For Step 5, recall that to determine the maximum or minimum value of a continuous function f on a closed interval, you should compare the values of f at its critical numbers with the values of f at the endpoints of the interval.

EXAMPLE 2 Finding Minimum Distance

•••▶ See LarsonCalculus.com for an interactive version of this type of example.



The quantity to be minimized is distance: $d = \sqrt{(x - 0)^2 + (y - 2)^2}$.

Figure 3.55

Which points on the graph of $y = 4 - x^2$ are closest to the point $(0, 2)$?

Solution Figure 3.55 shows that there are two points at a minimum distance from the point $(0, 2)$. The distance between the point $(0, 2)$ and a point (x, y) on the graph of $y = 4 - x^2$ is

$$d = \sqrt{(x - 0)^2 + (y - 2)^2}. \quad \text{Primary equation}$$

Using the secondary equation $y = 4 - x^2$, you can rewrite the primary equation as

$$\begin{aligned} d &= \sqrt{x^2 + (4 - x^2 - 2)^2} \\ &= \sqrt{x^4 - 3x^2 + 4}. \end{aligned}$$

Because d is smallest when the expression inside the radical is smallest, you need only find the critical numbers of $f(x) = x^4 - 3x^2 + 4$. Note that the domain of f is the entire real number line. So, there are no endpoints of the domain to consider. Moreover, the derivative of f


$$\begin{aligned} f'(x) &= 4x^3 - 6x \\ &= 2x(2x^2 - 3) \end{aligned}$$

is zero when

$$x = 0, \sqrt{\frac{3}{2}}, -\sqrt{\frac{3}{2}}.$$

Testing these critical numbers using the First Derivative Test verifies that $x = 0$ yields a relative maximum, whereas both $x = \sqrt{3/2}$ and $x = -\sqrt{3/2}$ yield a minimum distance. So, the closest points are $(\sqrt{3/2}, 5/2)$ and $(-\sqrt{3/2}, 5/2)$.

EXAMPLE 3 Finding Minimum Area



The quantity to be minimized is area: $A = (x + 3)(y + 2)$.

Figure 3.56

A rectangular page is to contain 24 square inches of print. The margins at the top and bottom of the page are to be $1\frac{1}{2}$ inches, and the margins on the left and right are to be 1 inch (see Figure 3.56). What should the dimensions of the page be so that the least amount of paper is used?

Solution Let A be the area to be minimized.

$$A = (x + 3)(y + 2) \quad \text{Primary equation}$$

The printed area inside the margins is

$$24 = xy. \quad \text{Secondary equation}$$

Solving this equation for y produces $y = 24/x$. Substitution into the primary equation produces

$$A = (x + 3)\left(\frac{24}{x} + 2\right) = 30 + 2x + \frac{72}{x}. \quad \text{Function of one variable}$$

Because x must be positive, you are interested only in values of A for $x > 0$. To find the critical numbers, differentiate with respect to x

$$\frac{dA}{dx} = 2 - \frac{72}{x^2}$$

and note that the derivative is zero when $x^2 = 36$, or $x = \pm 6$. So, the critical numbers are $x = \pm 6$. You do not have to consider $x = -6$ because it is outside the domain. The First Derivative Test confirms that A is a minimum when $x = 6$. So, $y = \frac{24}{6} = 4$ and the dimensions of the page should be $x + 3 = 9$ inches by $y + 2 = 6$ inches. ■

EXAMPLE 4 Finding Minimum Length

Two posts, one 12 feet high and the other 28 feet high, stand 30 feet apart. They are to be stayed by two wires, attached to a single stake, running from ground level to the top of each post. Where should the stake be placed to use the least amount of wire?

Solution Let W be the wire length to be minimized. Using Figure 3.57, you can write

$$W = y + z. \quad \text{Primary equation}$$

In this problem, rather than solving for y in terms of z (or vice versa), you can solve for both y and z in terms of a third variable x , as shown in Figure 3.57. From the Pythagorean Theorem, you obtain

$$\begin{aligned} x^2 + 12^2 &= y^2 \\ (30 - x)^2 + 28^2 &= z^2 \end{aligned}$$

which implies that

$$\begin{aligned} y &= \sqrt{x^2 + 144} \\ z &= \sqrt{x^2 - 60x + 1684}. \end{aligned}$$

So, you can rewrite the primary equation as

$$\begin{aligned} W &= y + z \\ &= \sqrt{x^2 + 144} + \sqrt{x^2 - 60x + 1684}, \quad 0 \leq x \leq 30. \end{aligned}$$

Differentiating W with respect to x yields

$$\frac{dW}{dx} = \frac{x}{\sqrt{x^2 + 144}} + \frac{x - 30}{\sqrt{x^2 - 60x + 1684}}.$$

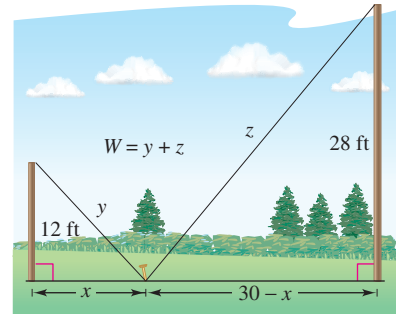
By letting $dW/dx = 0$, you obtain

$$\begin{aligned} \frac{x}{\sqrt{x^2 + 144}} + \frac{x - 30}{\sqrt{x^2 - 60x + 1684}} &= 0 \\ x\sqrt{x^2 - 60x + 1684} &= (30 - x)\sqrt{x^2 + 144} \\ x^2(x^2 - 60x + 1684) &= (30 - x)^2(x^2 + 144) \\ x^4 - 60x^3 + 1684x^2 &= x^4 - 60x^3 + 1044x^2 - 8640x + 129,600 \\ 640x^2 + 8640x - 129,600 &= 0 \\ 320(x - 9)(2x + 45) &= 0 \\ x &= 9, -22.5. \end{aligned}$$

Because $x = -22.5$ is not in the domain and

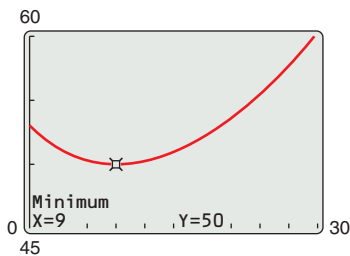
$$W(0) \approx 53.04, \quad W(9) = 50, \quad \text{and} \quad W(30) \approx 60.31$$

you can conclude that the wire should be staked at 9 feet from the 12-foot pole. ■



The quantity to be minimized is length. From the diagram, you can see that x varies between 0 and 30.

Figure 3.57



You can confirm the minimum value of W with a graphing utility.

Figure 3.58

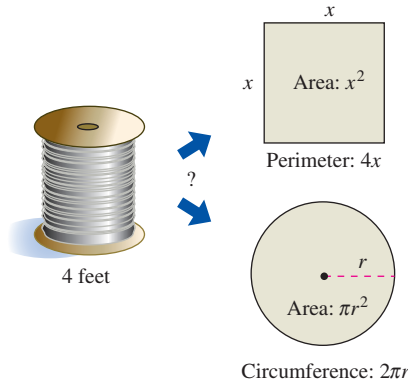
TECHNOLOGY From Example 4, you can see that applied optimization problems can involve a lot of algebra. If you have access to a graphing utility, you can confirm that $x = 9$ yields a minimum value of W by graphing

- $W = \sqrt{x^2 + 144} + \sqrt{x^2 - 60x + 1684}$
- as shown in Figure 3.58.

In each of the first four examples, the extreme value occurred at a critical number. Although this happens often, remember that an extreme value can also occur at an endpoint of an interval, as shown in Example 5.

EXAMPLE 5 An Endpoint Maximum

Four feet of wire is to be used to form a square and a circle. How much of the wire should be used for the square and how much should be used for the circle to enclose the maximum total area?



The quantity to be maximized is area:
 $A = x^2 + \pi r^2$.

Figure 3.59

Solution The total area (see Figure 3.59) is

$$A = (\text{area of square}) + (\text{area of circle})$$

$$A = x^2 + \pi r^2. \quad \text{Primary equation}$$

Because the total length of wire is 4 feet, you obtain

$$4 = (\text{perimeter of square}) + (\text{circumference of circle})$$

$$4 = 4x + 2\pi r.$$

So, $r = 2(1 - x)/\pi$, and by substituting into the primary equation you have

$$A = x^2 + \pi \left[\frac{2(1 - x)}{\pi} \right]^2$$

$$= x^2 + \frac{4(1 - x)^2}{\pi}$$

$$= \frac{1}{\pi} [(\pi + 4)x^2 - 8x + 4].$$

The feasible domain is $0 \leq x \leq 1$, restricted by the square's perimeter. Because

$$\frac{dA}{dx} = \frac{2(\pi + 4)x - 8}{\pi}$$

the only critical number in $(0, 1)$ is $x = 4/(\pi + 4) \approx 0.56$. So, using

$$A(0) \approx 1.273, \quad A(0.56) \approx 0.56, \quad \text{and} \quad A(1) = 1$$

you can conclude that the maximum area occurs when $x = 0$. That is, *all* the wire is used for the circle. ■

Exploration

What would the answer be if Example 5 asked for the dimensions needed to enclose the *minimum* total area?

Before doing the section exercises, review the primary equations developed in the first five examples. As applications go, these five examples are fairly simple, and yet the resulting primary equations are quite complicated.

$$V = 27x - \frac{x^3}{4} \quad \text{Example 1}$$

$$d = \sqrt{x^4 - 3x^2 + 4} \quad \text{Example 2}$$

$$A = 30 + 2x + \frac{72}{x} \quad \text{Example 3}$$


$$W = \sqrt{x^2 + 144} + \sqrt{x^2 - 60x + 1684} \quad \text{Example 4}$$

$$A = \frac{1}{\pi} [(\pi + 4)x^2 - 8x + 4] \quad \text{Example 5}$$

You must expect that real-life applications often involve equations that are *at least as complicated* as these five. Remember that one of the main goals of this course is to learn to use calculus to analyze equations that initially seem formidable.

3.7 Exercises

See CalcChat.com for tutorial help and worked-out solutions to odd-numbered exercises.

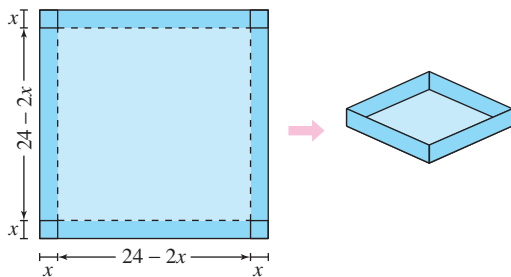
 **1. Numerical, Graphical, and Analytic Analysis** Find two positive numbers whose sum is 110 and whose product is a maximum.

(a) Analytically complete six rows of a table such as the one below. (The first two rows are shown.)

First Number, x	Second Number	Product, P
10	$110 - 10$	$10(110 - 10) = 1000$
20	$110 - 20$	$20(110 - 20) = 1800$

- (b) Use a graphing utility to generate additional rows of the table. Use the table to estimate the solution. (*Hint:* Use the table feature of the graphing utility.)
- (c) Write the product P as a function of x .
- (d) Use a graphing utility to graph the function in part (c) and estimate the solution from the graph.
- (e) Use calculus to find the critical number of the function in part (c). Then find the two numbers.


2. Numerical, Graphical, and Analytic Analysis An open box of maximum volume is to be made from a square piece of material, 24 inches on a side, by cutting equal squares from the corners and turning up the sides (see figure).



(a) Analytically complete six rows of a table such as the one below. (The first two rows are shown.) Use the table to guess the maximum volume.

Height, x	Length and Width	Volume, V
1	$24 - 2(1)$	$1[24 - 2(1)]^2 = 484$
2	$24 - 2(2)$	$2[24 - 2(2)]^2 = 800$

- (b) Write the volume V as a function of x .
- (c) Use calculus to find the critical number of the function in part (b) and find the maximum value.

 (d) Use a graphing utility to graph the function in part (b) and verify the maximum volume from the graph.

Finding Numbers In Exercises 3–8, find two positive numbers that satisfy the given requirements.

- The sum is S and the product is a maximum.
- The product is 185 and the sum is a minimum.
- The product is 147 and the sum of the first number plus three times the second number is a minimum.
- The second number is the reciprocal of the first number and the sum is a minimum.
- The sum of the first number and twice the second number is 108 and the product is a maximum.
- The sum of the first number squared and the second number is 54 and the product is a maximum.

Maximum Area In Exercises 9 and 10, find the length and width of a rectangle that has the given perimeter and a maximum area.

9. Perimeter: 80 meters 10. Perimeter: P units

Minimum Perimeter In Exercises 11 and 12, find the length and width of a rectangle that has the given area and a minimum perimeter.

11. Area: 32 square feet 12. Area: A square centimeters

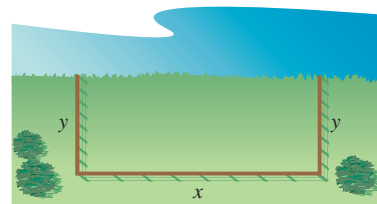
Minimum Distance In Exercises 13–16, find the point on the graph of the function that is closest to the given point.

13. $f(x) = x^2$, $(2, \frac{1}{2})$ 14. $f(x) = (x - 1)^2$, $(-5, 3)$
 15. $f(x) = \sqrt{x}$, $(4, 0)$ 16. $f(x) = \sqrt{x - 8}$, $(12, 0)$

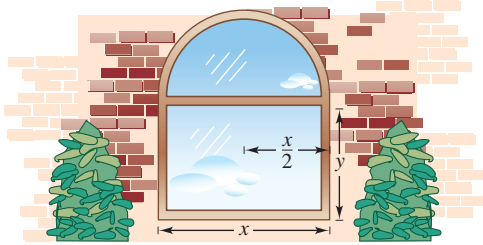
17. Minimum Area A rectangular page is to contain 30 square inches of print. The margins on each side are 1 inch. Find the dimensions of the page such that the least amount of paper is used.

18. Minimum Area A rectangular page is to contain 36 square inches of print. The margins on each side are $\frac{1}{2}$ inches. Find the dimensions of the page such that the least amount of paper is used.

19. Minimum Length A farmer plans to fence a rectangular pasture adjacent to a river (see figure). The pasture must contain 245,000 square meters in order to provide enough grass for the herd. No fencing is needed along the river. What dimensions will require the least amount of fencing?



- 20. Maximum Volume** A rectangular solid (with a square base) has a surface area of 337.5 square centimeters. Find the dimensions that will result in a solid with maximum volume.
- 21. Maximum Area** A Norman window is constructed by adjoining a semicircle to the top of an ordinary rectangular window (see figure). Find the dimensions of a Norman window of maximum area when the total perimeter is 16 feet.



- 22. Maximum Area** A rectangle is bounded by the x - and y -axes and the graph of $y = (6 - x)/2$ (see figure). What length and width should the rectangle have so that its area is a maximum?

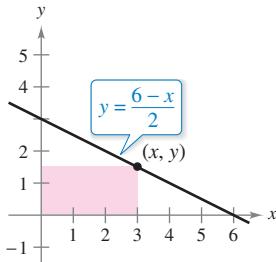


Figure for 22

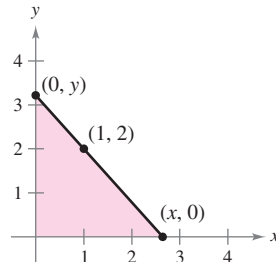



Figure for 23

- 23. Minimum Length and Minimum Area** A right triangle is formed in the first quadrant by the x - and y -axes and a line through the point $(1, 2)$ (see figure).

- (a) Write the length L of the hypotenuse as a function of x .
-  (b) Use a graphing utility to approximate x graphically such that the length of the hypotenuse is a minimum.
- (c) Find the vertices of the triangle such that its area is a minimum.

- 24. Maximum Area** Find the area of the largest isosceles triangle that can be inscribed in a circle of radius 6 (see figure).

- (a) Solve by writing the area as a function of h .
- (b) Solve by writing the area as a function of α .
- (c) Identify the type of triangle of maximum area.

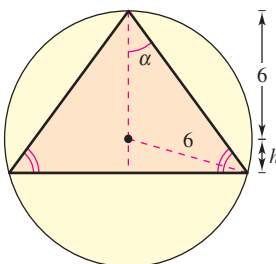


Figure for 24

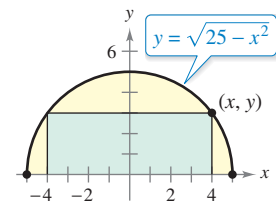


Figure for 25

- 25. Maximum Area** A rectangle is bounded by the x -axis and the semicircle

$$y = \sqrt{25 - x^2}$$

(see figure). What length and width should the rectangle have so that its area is a maximum?

- 26. Maximum Area** Find the dimensions of the largest rectangle that can be inscribed in a semicircle of radius r (see Exercise 25).

- 27. Numerical, Graphical, and Analytic Analysis** An exercise room consists of a rectangle with a semicircle on each end. A 200-meter running track runs around the outside of the room.

- (a) Draw a figure to represent the problem. Let x and y represent the length and width of the rectangle.
- (b) Analytically complete six rows of a table such as the one below. (The first two rows are shown.) Use the table to guess the maximum area of the rectangular region.

Length, x	Width, y	Area, xy
10	$\frac{2}{\pi}(100 - 10)$	$(10)\frac{2}{\pi}(100 - 10) \approx 573$
20	$\frac{2}{\pi}(100 - 20)$	$(20)\frac{2}{\pi}(100 - 20) \approx 1019$

- (c) Write the area A as a function of x .
- (d) Use calculus to find the critical number of the function in part (c) and find the maximum value.



- (e) Use a graphing utility to graph the function in part (c) and verify the maximum area from the graph.



- 28. Numerical, Graphical, and Analytic Analysis** A right circular cylinder is designed to hold 22 cubic inches of a soft drink (approximately 12 fluid ounces).

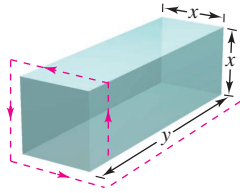
- (a) Analytically complete six rows of a table such as the one below. (The first two rows are shown.)

Radius, r	Height	Surface Area, S
0.2	$\frac{22}{\pi(0.2)^2}$	$2\pi(0.2)\left[0.2 + \frac{22}{\pi(0.2)^2}\right] \approx 220.3$
0.4	$\frac{22}{\pi(0.4)^2}$	$2\pi(0.4)\left[0.4 + \frac{22}{\pi(0.4)^2}\right] \approx 111.0$

- (b) Use a graphing utility to generate additional rows of the table. Use the table to estimate the minimum surface area. (Hint: Use the *table* feature of the graphing utility.)

- (c) Write the surface area S as a function of r .
- (d) Use a graphing utility to graph the function in part (c) and estimate the minimum surface area from the graph.
- (e) Use calculus to find the critical number of the function in part (c) and find dimensions that will yield the minimum surface area.

29. Maximum Volume A rectangular package to be sent by a postal service can have a maximum combined length and girth (perimeter of a cross section) of 108 inches (see figure). Find the dimensions of the package of maximum volume that can be sent. (Assume the cross section is square.)



30. Maximum Volume Rework Exercise 29 for a cylindrical package. (The cross section is circular.)

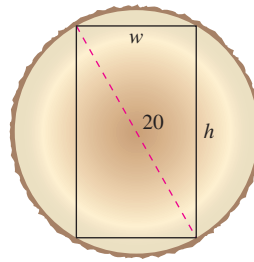


Figure for 37

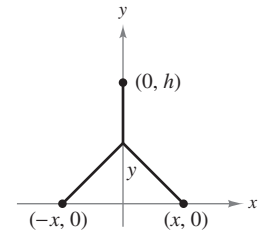


Figure for 38

38. Minimum Length Two factories are located at the coordinates $(-x, 0)$ and $(x, 0)$, and their power supply is at $(0, h)$ (see figure). Find y such that the total length of power line from the power supply to the factories is a minimum.

WRITING ABOUT CONCEPTS

31. Surface Area and Volume A shampoo bottle is a right circular cylinder. Because the surface area of the bottle does not change when it is squeezed, is it true that the volume remains the same? Explain.

32. Area and Perimeter The perimeter of a rectangle is 20 feet. Of all possible dimensions, the maximum area is 25 square feet when its length and width are both 5 feet. Are there dimensions that yield a minimum area? Explain.

33. Minimum Surface Area A solid is formed by adjoining two hemispheres to the ends of a right circular cylinder. The total volume of the solid is 14 cubic centimeters. Find the radius of the cylinder that produces the minimum surface area.

34. Minimum Cost An industrial tank of the shape described in Exercise 33 must have a volume of 4000 cubic feet. The hemispherical ends cost twice as much per square foot of surface area as the sides. Find the dimensions that will minimize cost.

35. Minimum Area The sum of the perimeters of an equilateral triangle and a square is 10. Find the dimensions of the triangle and the square that produce a minimum total area.

36. Maximum Area Twenty feet of wire is to be used to form two figures. In each of the following cases, how much wire should be used for each figure so that the total enclosed area is maximum?

- (a) Equilateral triangle and square
- (b) Square and regular pentagon
- (c) Regular pentagon and regular hexagon
- (d) Regular hexagon and circle

What can you conclude from this pattern? {Hint: The area of a regular polygon with n sides of length x is $A = (n/4)[\cot(\pi/n)]x^2$.}

37. Beam Strength A wooden beam has a rectangular cross section of height h and width w (see figure). The strength S of the beam is directly proportional to the width and the square of the height. What are the dimensions of the strongest beam that can be cut from a round log of diameter 20 inches? (Hint: $S = kh^2w$, where k is the proportionality constant.)

Andriy Markov/Shutterstock.com

39. Minimum Cost

An offshore oil well is 2 kilometers off the coast. The refinery is 4 kilometers down the coast. Laying pipe in the ocean is twice as expensive as laying it on land. What path should the pipe follow in order to minimize the cost?



40. Illumination A light source is located over the center of a circular table of diameter 4 feet (see figure). Find the height h of the light source such that the illumination I at the perimeter of the table is maximum when

$$I = \frac{k \sin \alpha}{s^2}$$

where s is the slant height, α is the angle at which the light strikes the table, and k is a constant.

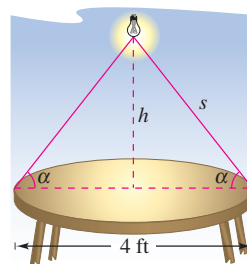


Figure for 40

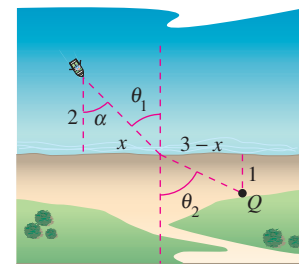


Figure for 41

41. Minimum Time A man is in a boat 2 miles from the nearest point on the coast. He is to go to a point Q , located 3 miles down the coast and 1 mile inland (see figure). He can row at 2 miles per hour and walk at 4 miles per hour. Toward what point on the coast should he row in order to reach point Q in the least time?

42. **Minimum Time** The conditions are the same as in Exercise 41 except that the man can row at v_1 miles per hour and walk at v_2 miles per hour. If θ_1 and θ_2 are the magnitudes of the angles, show that the man will reach point Q in the least time when

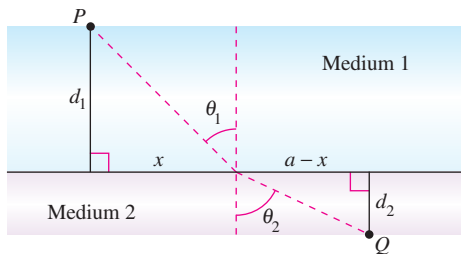
$$\frac{\sin \theta_1}{v_1} = \frac{\sin \theta_2}{v_2}.$$

43. **Minimum Distance** Sketch the graph of $f(x) = 2 - 2 \sin x$ on the interval $[0, \pi/2]$.
- Find the distance from the origin to the y -intercept and the distance from the origin to the x -intercept.
 - Write the distance d from the origin to a point on the graph of f as a function of x . Use your graphing utility to graph d and find the minimum distance.
 - Use calculus and the *zero* or *root* feature of a graphing utility to find the value of x that minimizes the function d on the interval $[0, \pi/2]$. What is the minimum distance?
(Submitted by Tim Chapell, Penn Valley Community College, Kansas City, MO)

44. **Minimum Time** When light waves traveling in a transparent medium strike the surface of a second transparent medium, they change direction. This change of direction is called *refraction* and is defined by **Snell's Law of Refraction**,

$$\frac{\sin \theta_1}{v_1} = \frac{\sin \theta_2}{v_2}$$

where θ_1 and θ_2 are the magnitudes of the angles shown in the figure and v_1 and v_2 are the velocities of light in the two media. Show that this problem is equivalent to that in Exercise 42, and that light waves traveling from P to Q follow the path of minimum time.



45. **Maximum Volume** A sector with central angle θ is cut from a circle of radius 12 inches (see figure), and the edges of the sector are brought together to form a cone. Find the magnitude of θ such that the volume of the cone is a maximum.

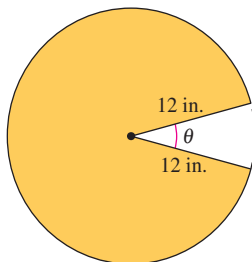


Figure for 45

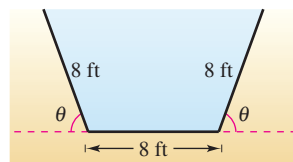


Figure for 46

46. **Numerical, Graphical, and Analytic Analysis** The cross sections of an irrigation canal are isosceles trapezoids of which three sides are 8 feet long (see figure). Determine the angle of elevation θ of the sides such that the area of the cross sections is a maximum by completing the following.

- (a) Analytically complete six rows of a table such as the one below. (The first two rows are shown.)

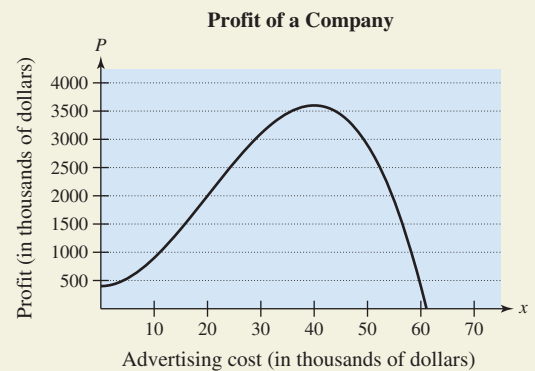
Base 1	Base 2	Altitude	Area
8	$8 + 16 \cos 10^\circ$	$8 \sin 10^\circ$	≈ 22.1
8	$8 + 16 \cos 20^\circ$	$8 \sin 20^\circ$	≈ 42.5

- Use a graphing utility to generate additional rows of the table and estimate the maximum cross-sectional area. (*Hint:* Use the *table* feature of the graphing utility.)
- Write the cross-sectional area A as a function of θ .
- Use calculus to find the critical number of the function in part (c) and find the angle that will yield the maximum cross-sectional area.
- Use a graphing utility to graph the function in part (c) and verify the maximum cross-sectional area.

47. **Maximum Profit** Assume that the amount of money deposited in a bank is proportional to the square of the interest rate the bank pays on this money. Furthermore, the bank can reinvest this money at 12%. Find the interest rate the bank should pay to maximize profit. (Use the simple interest formula.)



48. **HOW DO YOU SEE IT?** The graph shows the profit P (in thousands of dollars) of a company in terms of its advertising cost x (in thousands of dollars).




- Estimate the interval on which the profit is increasing.
- Estimate the interval on which the profit is decreasing.
- Estimate the amount of money the company should spend on advertising in order to yield a maximum profit.
- The *point of diminishing returns* is the point at which the rate of growth of the profit function begins to decline. Estimate the point of diminishing returns.

Minimum Distance In Exercises 49–51, consider a fuel distribution center located at the origin of the rectangular coordinate system (units in miles; see figures). The center supplies three factories with coordinates (4, 1), (5, 6), and (10, 3). A trunk line will run from the distribution center along the line $y = mx$, and feeder lines will run to the three factories. The objective is to find m such that the lengths of the feeder lines are minimized.

49. Minimize the sum of the squares of the lengths of the vertical feeder lines (see figure) given by

$$S_1 = (4m - 1)^2 + (5m - 6)^2 + (10m - 3)^2.$$

Find the equation of the trunk line by this method and then determine the sum of the lengths of the feeder lines.

-  50. Minimize the sum of the absolute values of the lengths of the vertical feeder lines (see figure) given by

$$S_2 = |4m - 1| + |5m - 6| + |10m - 3|.$$

Find the equation of the trunk line by this method and then determine the sum of the lengths of the feeder lines. (*Hint:* Use a graphing utility to graph the function S_2 and approximate the required critical number.)

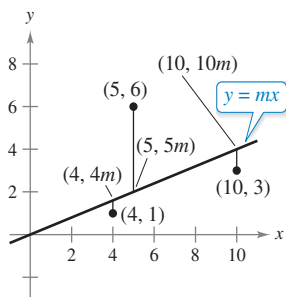


Figure for 49 and 50

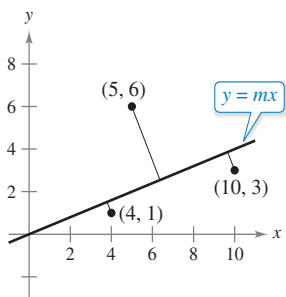



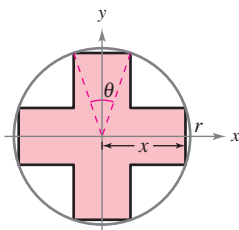
Figure for 51

-  51. Minimize the sum of the perpendicular distances (see figure and Exercises 83–86 in Section P.2) from the trunk line to the factories given by

$$S_3 = \frac{|4m - 1|}{\sqrt{m^2 + 1}} + \frac{|5m - 6|}{\sqrt{m^2 + 1}} + \frac{|10m - 3|}{\sqrt{m^2 + 1}}.$$

Find the equation of the trunk line by this method and then determine the sum of the lengths of the feeder lines. (*Hint:* Use a graphing utility to graph the function S_3 and approximate the required critical number.)

52. **Maximum Area** Consider a symmetric cross inscribed in a circle of radius r (see figure).



- Write the area A of the cross as a function of x and find the value of x that maximizes the area.
- Write the area A of the cross as a function of θ and find the value of θ that maximizes the area.
- Show that the critical numbers of parts (a) and (b) yield the same maximum area. What is that area?

PUTNAM EXAM CHALLENGE

53. Find, with explanation, the maximum value of $f(x) = x^3 - 3x$ on the set of all real numbers x satisfying $x^4 + 36 \leq 13x^2$.

54. Find the minimum value of

$$\frac{(x + 1/x)^6 - (x^6 + 1/x^6) - 2}{(x + 1/x)^3 + (x^3 + 1/x^3)} \quad \text{for } x > 0.$$

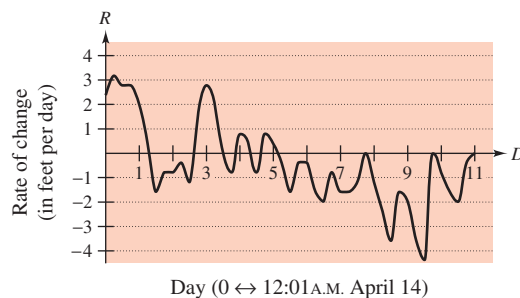
These problems were composed by the Committee on the Putnam Prize Competition. © The Mathematical Association of America. All rights reserved.

SECTION PROJECT

Connecticut River

Whenever the Connecticut River reaches a level of 105 feet above sea level, two Northampton, Massachusetts, flood control station operators begin a round-the-clock river watch. Every 2 hours, they check the height of the river, using a scale marked off in tenths of a foot, and record the data in a log book. In the spring of 1996, the flood watch lasted from April 4, when the river reached 105 feet and was rising at 0.2 foot per hour, until April 25, when the level subsided again to 105 feet. Between those dates, their log shows that the river rose and fell several times, at one point coming close to the 115-foot mark. If the river had reached 115 feet, the city would have closed down Mount Tom Road (Route 5, south of Northampton).

The graph below shows the rate of change of the level of the river during one portion of the flood watch. Use the graph to answer each question.



- On what date was the river rising most rapidly? How do you know?
- On what date was the river falling most rapidly? How do you know?
- There were two dates in a row on which the river rose, then fell, then rose again during the course of the day. On which days did this occur, and how do you know?
- At 1 minute past midnight, April 14, the river level was 111.0 feet. Estimate its height 24 hours later and 48 hours later. Explain how you made your estimates.
- The river crested at 114.4 feet. On what date do you think this occurred?

(Submitted by Mary Murphy, Smith College, Northampton, MA)